

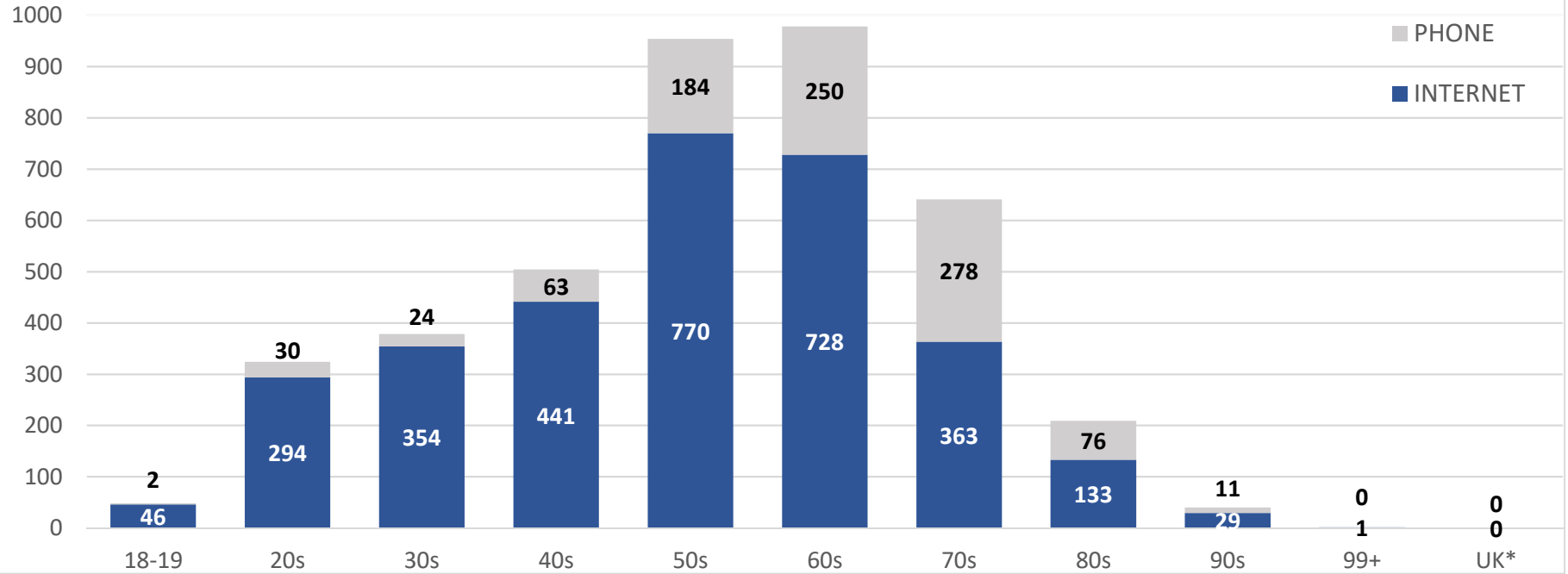
**Election Statistics**

	Information Base	Number	%
1	Number of eligible electors in system.	8,321	
2	Number of electors who cast at least one ballot.	4,077	
3	Participation rate.	<b>49.0%</b>	
4	Voters who used the Internet to vote.	3,159	77.5%
5	Voters who used the phone to vote.	918	22.5%
6	Number of voters on the elector list with age listed.	8,222	98.81%
7	Number of voters with no age listed.	99	1.19%
	Residency Status	Number	%
8	Total eligible electors with "Resident" status.	7,836	94.17%
9	Voters casting ballots with "Resident" status.	3,934	96.49%
10	Total eligible electors with "Non-Resident" status.	485	5.83%
11	Voters casting ballots with "Non-Resident" status.	143	3.51%
	Occupancy Status	Number	%
12	Total eligible electors with "Owner" status.	5,713	68.66%
13	Voters casting ballots with "Owner" status.	2,998	73.53%
14	Total eligible electors with "Spouse" status.	382	4.59%
15	Voters casting ballots with "Spouse" status.	247	6.06%
16	Total eligible electors with "Tenant" status.	835	10.03%
17	Voters casting ballots with "Tenant" status.	436	10.69%
18	Total eligible electors with "Boarder/Other" status.	1,391	16.72%
19	Voters casting ballots with "Boarder/Other" status.	396	9.71%

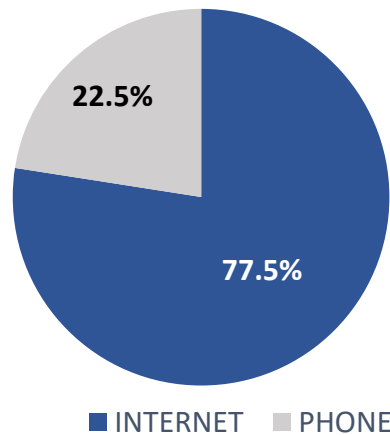
Age Breakdown of Who Voted					
Age	ELIG.	VOTED	INTERNET	PHONE	% Part.
18-19	122	48	46	2	39%
20s	1,084	324	294	30	30%
30s	1,230	378	354	24	31%
40s	1,135	504	441	63	44%
50s	1,750	954	770	184	55%
60s	1,539	978	728	250	64%
70s	894	641	363	278	72%
80s	371	209	133	76	56%
90s	94	40	29	11	43%
99+	3	1	1	0	33%
UK*	99	0	0	0	0%
<b>Total</b>	<b>8,321</b>	<b>4,077</b>	<b>3,159</b>	<b>918</b>	<b>49.0%</b>

UK\* = Unknown age - not listed on elector's list.

### METHOD OF VOTING BY AGE



### METHOD OF VOTING



# 2018 North Dundas Municipal School Board Elections

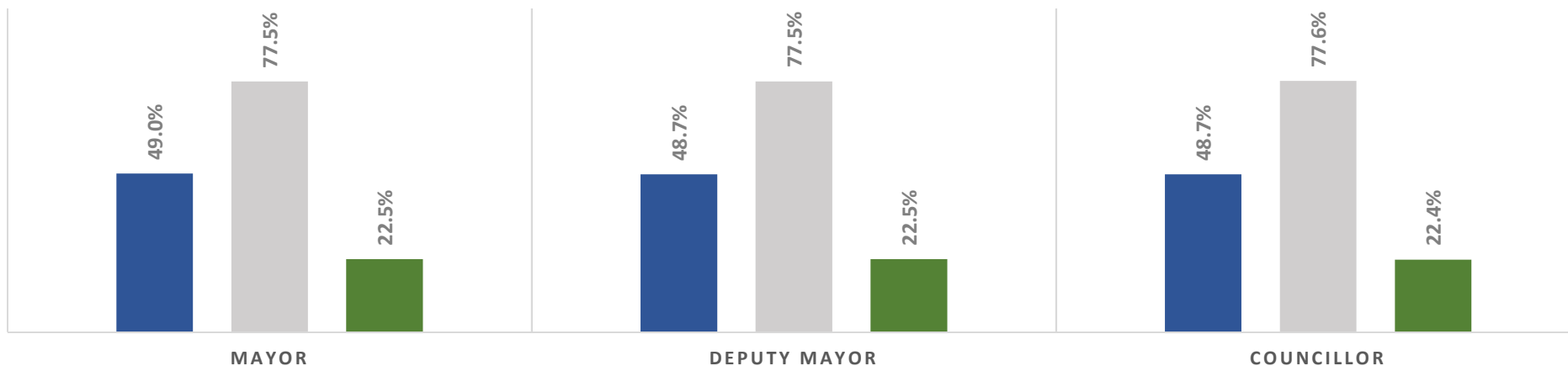
## Participation Statistics

			Participation				
Information Base		Total Number	%	Internet	%	Phone	%
MUNICIPAL	1 Number of eligible electors in system.	8,321					
	2 Number of electors who cast at least one ballot.	4,077	49.0%	3,159	77.5%	918	22.5%
	3 Number of electors eligible to vote for Mayor ballot.	8,321	100.0%				
	4 Number of eligible electors who voted for Mayor ballot.	4,074	49.0%	3,156	77.5%	918	22.5%
	5 Number of electors eligible to vote for Deputy Mayor ballot.	8,321	100.0%				
	6 Number of eligible electors who voted for Deputy Mayor ballot.	4,056	48.7%	3,143	77.5%	913	22.5%
	7 Number of electors eligible to vote for Council ballot.	8,321	100.0%				
	8 Number of eligible electors who voted for Council ballot.	4,056	48.7%	3,147	77.6%	909	22.4%
SCHOOL BOARD	9 Number of electors eligible to vote for English Public School Board ballot.	7,053	84.8%				
	10 Number of eligible electors who voted for English Public School Board ballot.	3,460	49.1%	2,668	77.1%	792	22.9%
	11 Number of electors eligible to vote for English Separate School Board ballot.	794	9.5%				
	12 Number of eligible electors who voted for English Separate School Board ballot.	389	49.0%	306	78.7%	83	21.3%
	13 Number of electors eligible to vote for French Public School Board ballot.	85	1.0%				
	14 Number of eligible electors who voted for French Public School Board ballot. <b>ACCLAIMED</b>	0	0.0%	0	0.0%	0	0.0%
	15 Number of electors eligible to vote for French Separate School Board ballot.	329	4.0%				
	16 Number of eligible electors who voted for French Separate School Board ballot. <b>ACCLAIMED</b>	0	0.0%	0	0.0%	0	0.0%
	17 Number of electors not associated with a School Board.	60	0.7%				

## 2018 North Dundas Municipal School Board Elections Participation Statistics

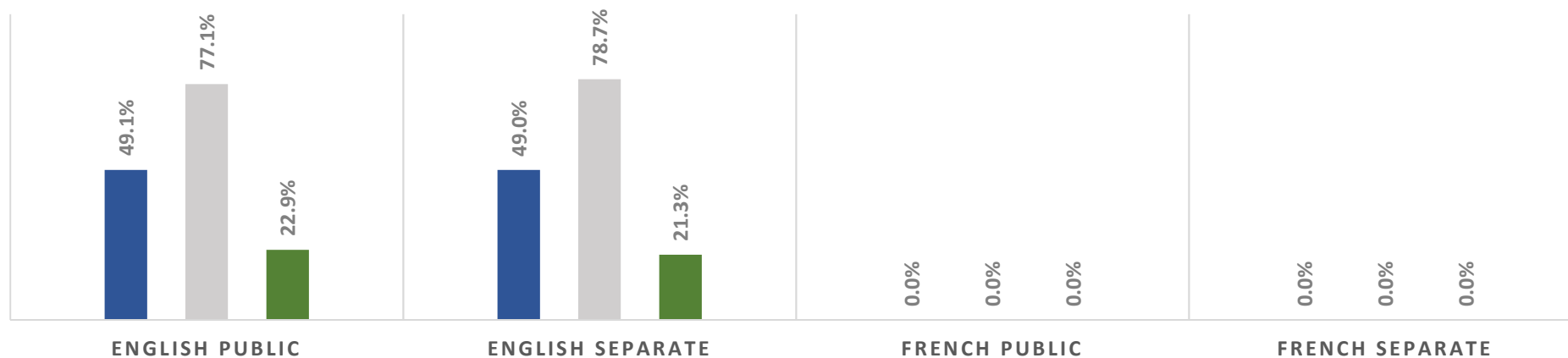
### MUNICIPAL ELECTION PARTICIPATION STATISTICS

■ Total Vote %   ■ Internet %   ■ Phone %



### SCHOOL BOARD ELECTION PARTICIPATION STATISTICS

■ Total Vote %   ■ Internet %   ■ Phone %



## 2018 North Dundas Municipal School Board Elections

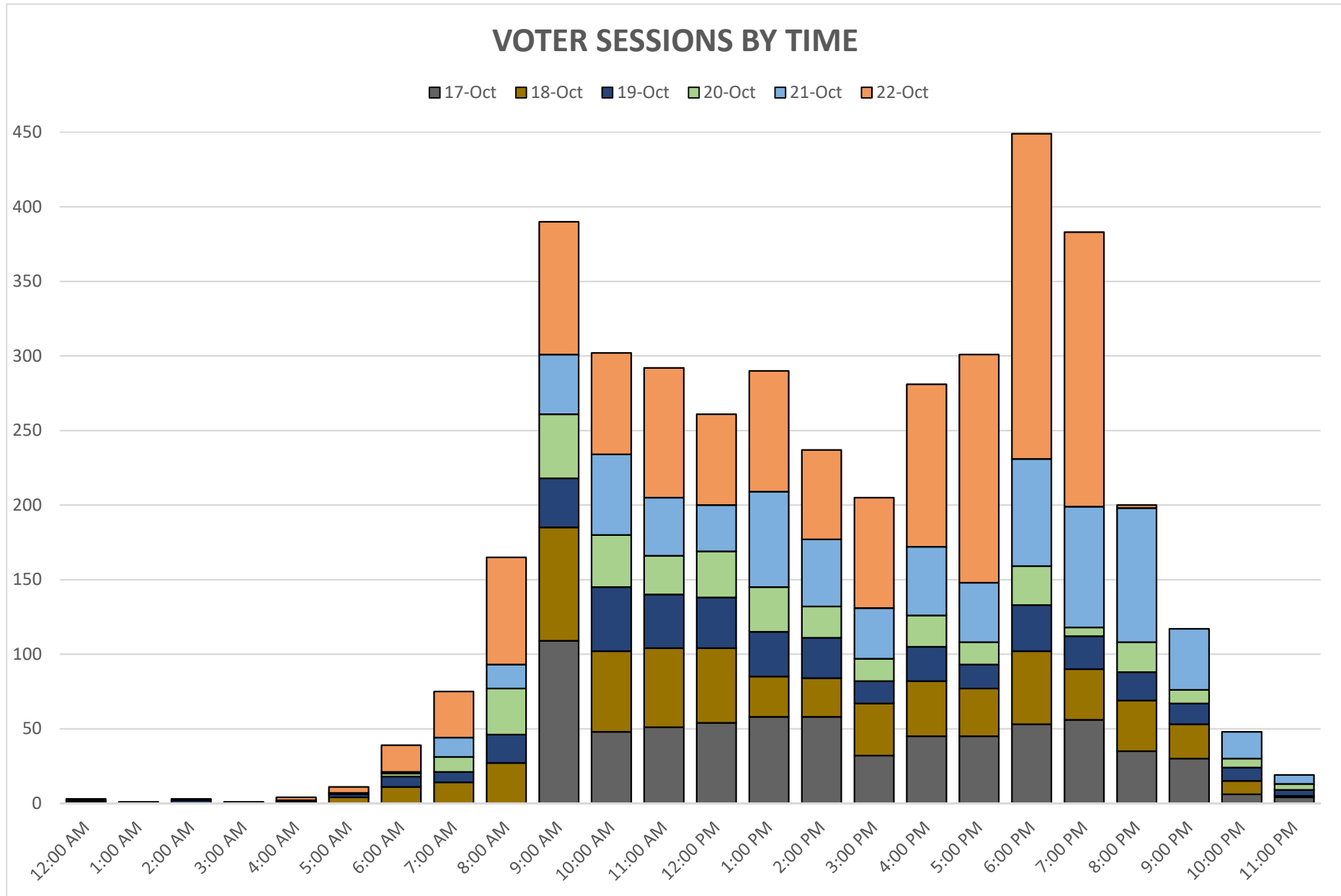
### Voting Time Breakdown

Date & Time	17-Oct	18-Oct	19-Oct	20-Oct	21-Oct	22-Oct	Grand Total	%/Hr.
12:00 AM		0	1	1	0	1	3	0.1%
1:00 AM		0	1	0	0	0	1	0.0%
2:00 AM		0	2	0	1	0	3	0.1%
3:00 AM		1	0	0	0	0	1	0.0%
4:00 AM		0	0	1	1	2	4	0.1%
5:00 AM		4	2	1	0	4	11	0.3%
6:00 AM		11	7	2	1	18	39	1.0%
7:00 AM		14	7	10	13	31	75	1.8%
8:00 AM		27	19	31	16	72	165	4.0%
9:00 AM	109	76	33	43	40	89	390	9.6%
10:00 AM	48	54	43	35	54	68	302	7.4%
11:00 AM	51	53	36	26	39	87	292	7.2%
12:00 PM	54	50	34	31	31	61	261	6.4%
1:00 PM	58	27	30	30	64	81	290	7.1%
2:00 PM	58	26	27	21	45	60	237	5.8%
3:00 PM	32	35	15	15	34	74	205	5.0%
4:00 PM	45	37	23	21	46	109	281	6.9%
5:00 PM	45	32	16	15	40	153	301	7.4%
6:00 PM	53	49	31	26	72	218	449	11.0%
7:00 PM	56	34	22	6	81	184	383	9.4%
8:00 PM	35	34	19	20	90	2	200	4.9%
9:00 PM	30	23	14	9	41		117	2.9%
10:00 PM	6	9	9	6	18		48	1.2%
11:00 PM	4	1	4	4	6		19	0.5%
<b>Grand Total</b>	<b>684</b>	<b>597</b>	<b>395</b>	<b>354</b>	<b>733</b>	<b>1,314</b>	<b>4,077</b>	
%/Day	16.8%	14.6%	9.7%	8.7%	18.0%	32.2%		

**\*Please note, there were 2 sessions accessing the system just prior to 8:00pm which concluded after 8:00pm.**

## 2018 North Dundas Municipal School Board Elections

### Voting Time Breakdown

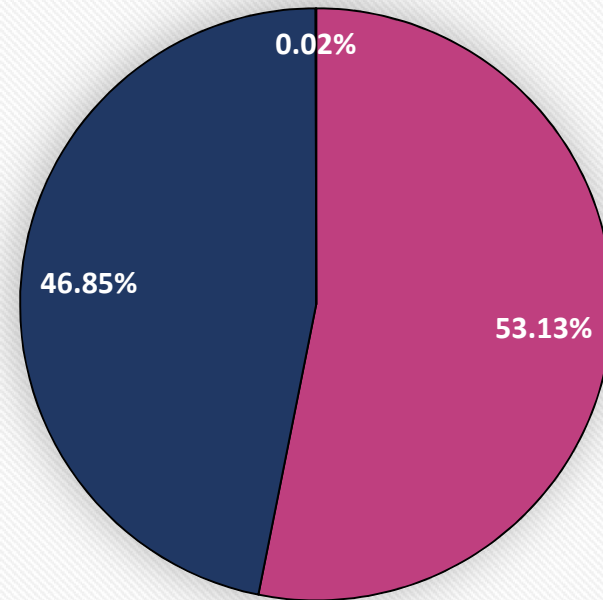


Age Breakdown of Who Voted							
Age		ELIG.	VOTED	INTERNET	PHONE	% Part.	Total Part.
18-19	F	58	30	28	2	51.7%	39%
	M	64	18	18	0	28.1%	
	UK	0	0	0	0	0.0%	
20s	F	541	171	157	14	31.6%	30%
	M	543	153	137	16	28.2%	
	UK	0	0	0	0	0.0%	
30s	F	612	198	187	11	32.4%	31%
	M	618	180	167	13	29.1%	
	UK	0	0	0	0	0.0%	
40s	F	590	270	234	36	45.8%	44%
	M	545	234	207	27	42.9%	
	UK	0	0	0	0	0.0%	
50s	F	858	500	400	100	58.3%	55%
	M	892	454	370	84	50.9%	
	UK	0	0	0	0	0.0%	
60s	F	776	505	368	137	65.1%	64%
	M	763	473	360	113	62.0%	
	UK	0	0	0	0	0.0%	
70s	F	471	339	185	154	72.0%	72%
	M	423	302	178	124	71.4%	
	UK	0	0	0	0	0.0%	
80s	F	209	122	78	44	58.4%	56%
	M	159	87	55	32	54.7%	
	UK	3	0	0	0	0.0%	
90s	F	71	30	24	6	42.3%	43%
	M	22	9	4	5	40.9%	
	UK	1	1	1	0	100.0%	
99+	F	2	1	1	0	50.0%	33%
	M	1	0	0	0	0.0%	
	UK	0	0	0	0	0.0%	
UK*	F	50	0	0	0	0.0%	0%
	M	47	0	0	0	0.0%	
	UK	2	0	0	0	0.0%	
Total		8,321	4,077	3,159	918	49.0%	

Gender	Total Eligible	Total Voted	Participation
Female	4,238	2,166	51.1%
Male	4,077	1,910	46.8%
Unknown	6	1	16.7%
Total	8,321	4,077	49.0%

Gender	INTERNET	PHONE
F	1,662	504
M	1,496	414
UK	1	0

### Participated Voters by Gender



Female Male Unknown

