

## Township of North Dundas 2006 Budget & Tax Analysis

It is useful to realize that there has actually been a downward trend in the municipal portion of your residential tax rate over the last three years. For example, in 2003 the municipal tax rate for a residential taxpayer was .583159 and in 2004 this rate was reduced to 0.568192, representing a **decrease in the municipal tax rate of 2.57%**. The rate continued to decrease and in 2006 the municipal tax rate is set at 0.535841, representing a decrease of 8.11% from the rate used in the 2003 year and a decrease from last year's rate (2005), of **5.69%**.

The following chart depicts typical tax bills for various classes of ratepayers on an assumed assessment of \$150,000. Comparing this year's rate to last year's and ignoring any changes in assessment values, would result in the following estimated tax bills for the 2006 taxation year:

			\$ Incr	%'age	Components of Your Tax Bill			
	2006	2005	(Decr)	Incr (Decr)	Municipal	County	Education	Total
Residential	\$ 2,234.01	\$ 2,401.83	\$ (167.82)	-6.99%	\$ 803.76	\$ 1,034.25	\$ 396.00	\$ 2,234.01
Farmland	\$ 558.69	\$ 600.46	\$ (41.77)	-6.96%	\$ 200.94	\$ 258.75	\$ 99.00	\$ 558.69
Commercial	\$ 5,873.16	\$ 6,257.95	\$ (384.79)	-6.15%	\$ 1,236.02	\$ 1,590.60	\$ 3,046.53	\$ 5,873.16
Industrial	\$ 6,772.60	\$ 6,927.13	\$ (154.53)	-2.23%	\$ 1,508.58	\$ 1,941.30	\$ 3,322.72	\$ 6,772.60
Large Industrial	\$ 13,599.15	\$ 13,909.24	\$ (310.09)	-2.23%	\$ 3,029.14	\$ 3,898.20	\$ 6,671.81	\$ 13,599.15
Multi-residential	\$ 5,149.56	\$ 5,800.81	\$ (651.25)	-11.23%	\$ 2,078.61	\$ 2,674.95	\$ 396.00	\$ 5,149.56
Pipeline	\$ 4,568.92	\$ 4,548.63	\$ 20.29	0.45%	\$ 1,072.22	\$ 1,379.85	\$ 2,116.85	\$ 4,568.92

Your individual tax bill will vary depending on your actual assessment and may very well go up. Council has attempted to mitigate some of the increases in assessed values by reducing the municipal portion of your tax rate. In spite of this, our municipal budget needs have increased over the previous year and correspondingly, our taxation levy has increased as well. For the 2005 taxation year, the amount of dollars to be raised from taxation was \$4,123,788 and for the 2006 year, we are looking at a taxation levy in the amount of \$4,245,207 which represents an increase in our tax levy of \$121,419 or 2.9%.

These increases have been necessary in an attempt to keep pace with inflation and the rising costs of providing services. For example our insurance premiums have increased 20.4% in 2006 over the amount paid in 2005 and have increased 144.1% in the years since 2001. These dramatic increases are due at least in part to the events surrounding September 11th, but nonetheless they must be dealt with.

Gravel and calcium costs have also increased dramatically and they make up a large portion of our roads budget, which in turn makes up a significant portion of our overall annual budget.

In previous years a lot of these costs were subsidized by the municipality by drawing down reserves rather than passing the increased costs along to the ratepayers. This practice could not continue indefinitely as much needed reserves were being depleted at a rate greater than they were being replenished.

**Township of North Dundas  
2006 Budget & Tax Analysis**

The table below shows the residential tax rates since amalgamation - from all three levying bodies.

**Comparison of Tax Rates Since Amalgamation  
Impact on Residential Taxpayers**

	1998	1999	2000	2001	2002	2003	2004	2005	2006	Cumulative Incr (Decr) To Date
Township	0.431403	0.418361	0.418335	0.427304	0.504964	0.583159	0.568192	0.568192	0.535841	24.21%
County	0.623400	0.604500	0.604800	0.706500	0.741850	0.800180	0.737030	0.737030	0.689500	10.60%
Education	0.460000	0.414000	0.414000	0.373000	0.373000	0.335000	0.296000	0.296000	0.264000	-42.61%
<b>Total</b>	<b>1.514803</b>	<b>1.436861</b>	<b>1.437135</b>	<b>1.506804</b>	<b>1.619814</b>	<b>1.718339</b>	<b>1.601222</b>	<b>1.601222</b>	<b>1.489341</b>	<b>-1.68%</b>
%age increase (decrease) over previous year		<b>-5.15%</b>	<b>0.02%</b>	<b>4.85%</b>	<b>7.50%</b>	<b>6.08%</b>	<b>-6.82%</b>	<b>0.00%</b>	<b>-6.99%</b>	

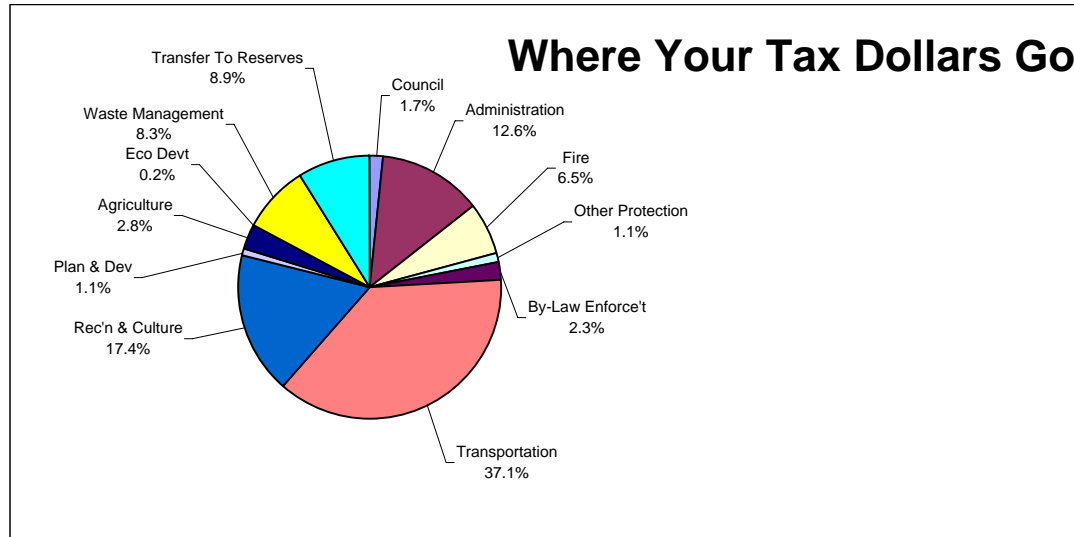
Therefore, as can be seen, there has been an overall decrease in the combined tax rates for a residential taxpayer of 1.68% since amalgamation in 1998. The municipal portion of your tax bill approximates **36% of the total rate** being levied; for example for every \$1 received from a ratepayer, the municipality retains \$0.36 cents, the United Counties of SD&G receives \$0.46 cents and the School Boards receive \$0.18 cents. We levy and collect on behalf of the Counties a sum of \$5,462,974. In addition, the Province has dictated that we must levy and collect on behalf of the School Boards a further sum of \$3,548,336. We collect these funds and remit them to the respective bodies requesting them without any financial benefits accruing to the Township from our collection efforts.

## TOWNSHIP OF NORTH DUNDAS

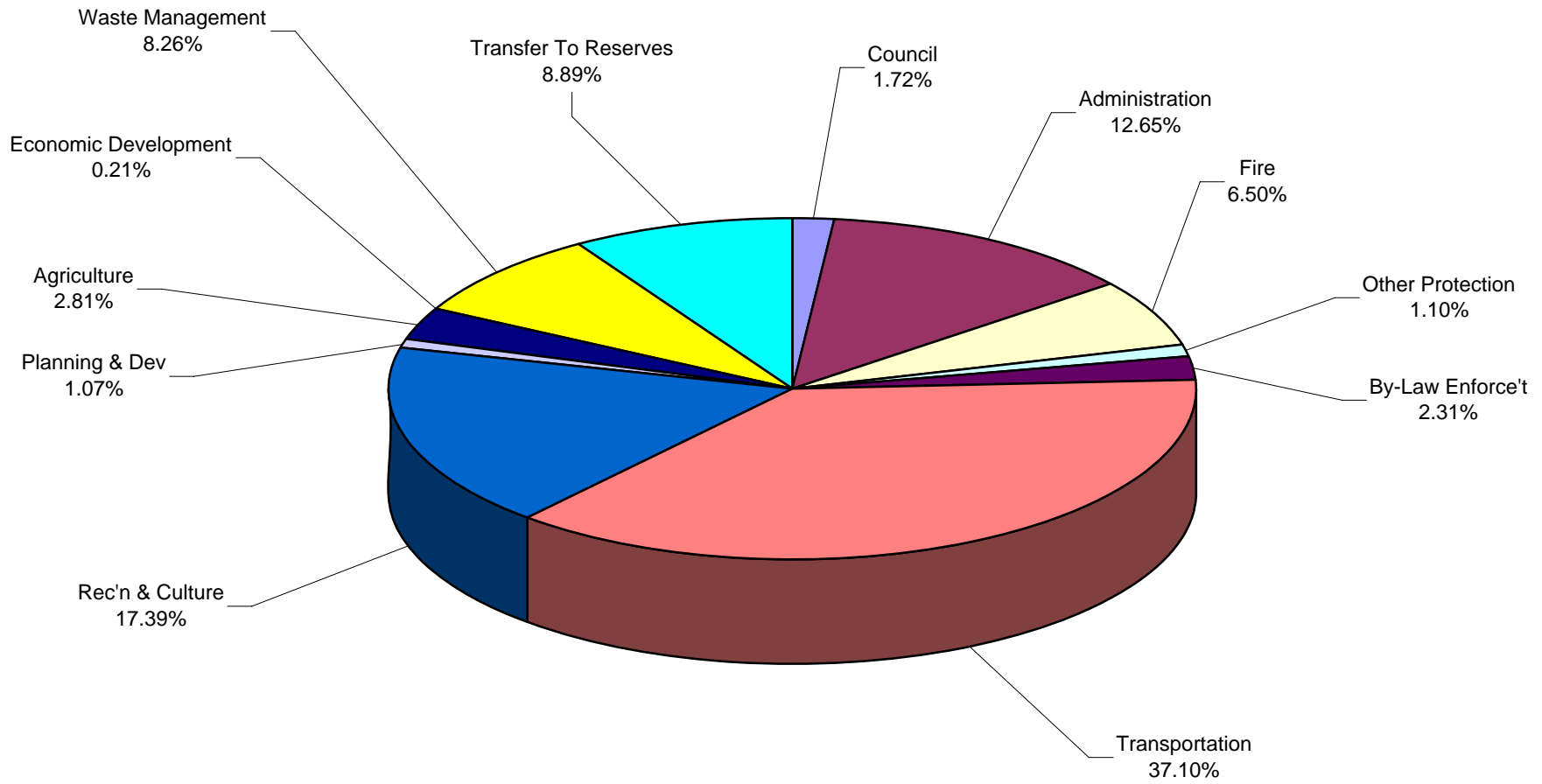
### 2006 BUDGET

#### Analysis of Amounts to be raised through taxation by Department

Department	Gross Revenues (excl OMPF Funding)	Gross Expenditures	Department % Share Of Gross Expenditures	Net Department Dollars (excl OMPF Funding)	Departmental \$ Share Of OMPF	Net Dept \$'s To Be Raised From Taxation	Net Department % Share of Expenditures
Council	-	161,700	1.72%	161,700	31,474	130,226	3.07%
Administration	466,936	1,188,299	12.65%	721,363	140,408	580,955	13.68%
Fire	12,800	610,894	6.50%	598,094	116,414	481,680	11.35%
Other Protection	39,600	103,403	1.10%	63,803	12,419	51,384	1.21%
By-Law Enforce't	226,850	217,110	2.31%	(9,740)	(1,896)	(7,844)	-0.18%
Transportation	960,163	3,485,925	37.10%	2,525,762	491,620	2,034,142	47.92%
Rec'n & Culture	763,941	1,633,747	17.39%	869,806	169,301	700,505	16.50%
Planning & Dev	26,000	100,380	1.07%	74,380	14,477	59,903	1.41%
Agriculture	239,230	263,785	2.81%	24,555	4,779	19,776	0.47%
Economic Development	1,000	20,000	0.21%	19,000	3,698	15,302	0.36%
Waste Management	350,043	776,027	8.26%	425,984	82,915	343,069	8.08%
Transfer To Reserves	1,038,800	835,300	8.89%	(203,500)	(39,610)	(163,890)	-3.86%
	<b>\$ 4,125,363</b>	<b>\$ 9,396,570</b>	<b>100.00%</b>	<b>\$ 5,271,207</b>	<b>\$ 1,026,000</b>	<b>\$ 4,245,207</b>	<b>100.00%</b>



**Township of North Dundas  
Where Your Tax Dollars Go**

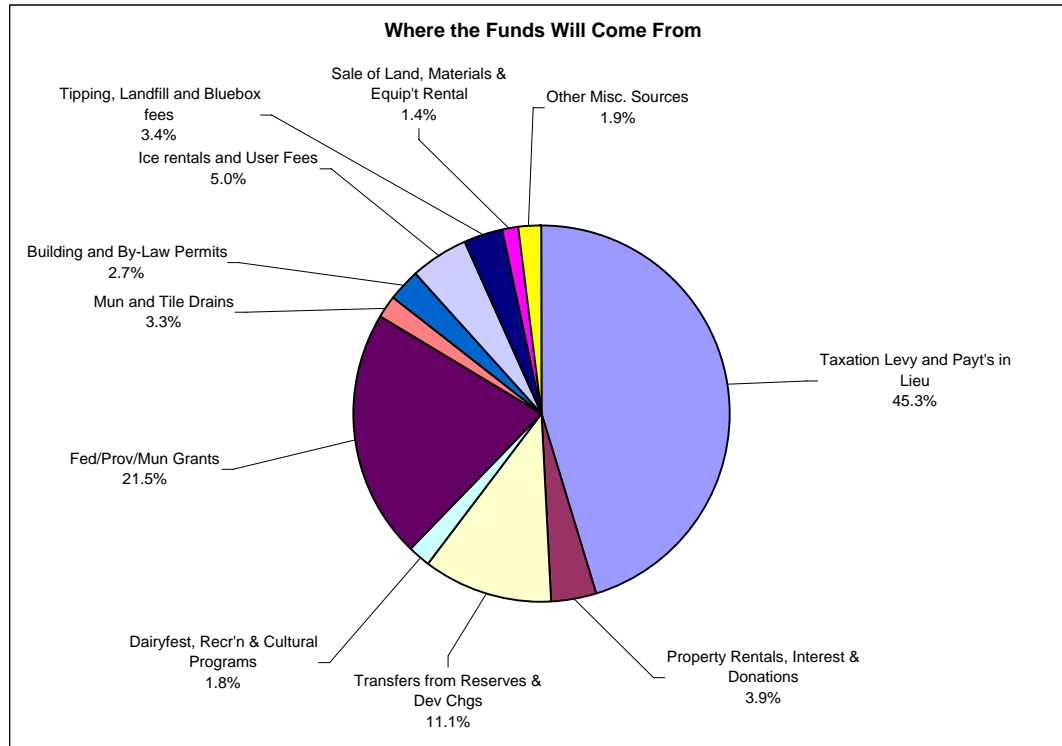


**TOWNSHIP OF NORTH DUNDAS  
2006 BUDGET  
Where the Funds Will Come From**

	Amount	Percentage
Taxation Levy and Payt's in Lieu	4,258,757	45.32%
Property Rentals, Interest & Donations	364,400	3.88%
Transfers from Reserves & Dev Chgs	1,038,800	11.06%
Dairyfest, Recr'n & Cultural Programs	172,050	1.83%
Fed/Prov/Mun Grants	2,021,870	21.52%
Mun and Tile Drains	187,930	2.00%
Building and By-Law Permits	252,000	2.68%
Ice rentals and User Fees	469,220	4.99%
Tipping, Landfill and Bluebox fees	324,043	3.45%
Sale of Land, Materials & Equip't Rental	128,400	1.37%
Other Misc. Sources	179,100	1.91%
Agrees to Budgeted Gross Expenditures	<b>\$ 9,396,570</b>	<b>100.00%</b>

**Total Budgeted Revenues**  
 Excluding water and sewer depts. 9,396,570  
 Water & Sewer Depts 1,618,353  
 SD&G County Levy 5,462,974  
 School Board Levy 3,548,336  
**Total overall budget**

**\$ 20,026,233**



### Where the Funds Will Come From

